

# NO LIMIT

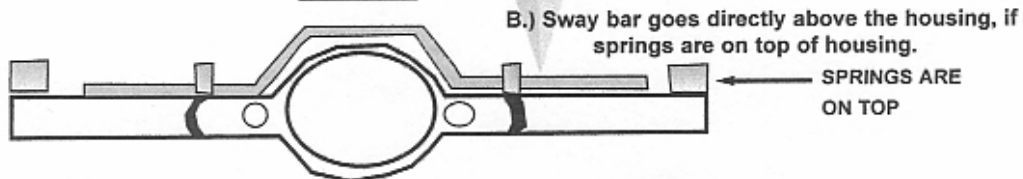
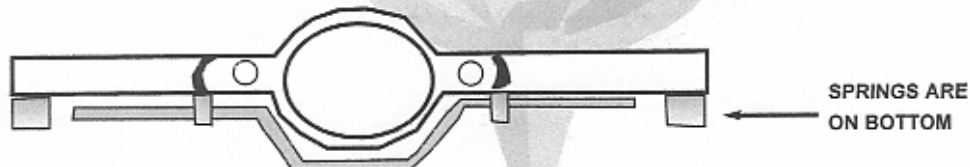
QUALITY HOT ROD PARTS  
&  
ENGINEERING

## SB-160 / SB-170/ SB-180 REAR SWAY BAR

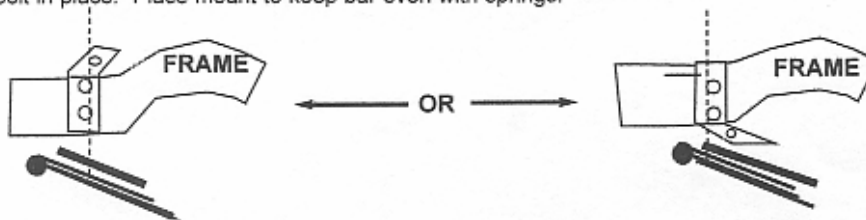


Sway bars are one of the best handling additions you can make to your truck. By reducing body roll. Tire contact on the inside tire is improved, giving a smooth more predictable ride.  
- -And more fun to drive.

1. Lift the rear of the truck, and place jack stands under the axle housing. (So that the springs are still compressed) Remove the tires.
2. Assemble the sway bar to the axle housing. Keeping the u-bolt mounts as wide as possible.
  - A.) Sway bar goes directly below the housing. Keep the bar centered. The arms go forward.



3. Position arms parallel with the springs. Assemble end links straight up to chassis mount, drill holes and bolt in place. Place mount to keep bar even with springs.



#4  
TIGHTEN  
ALL THE  
BOLTS & TEST  
IT OUT!!!